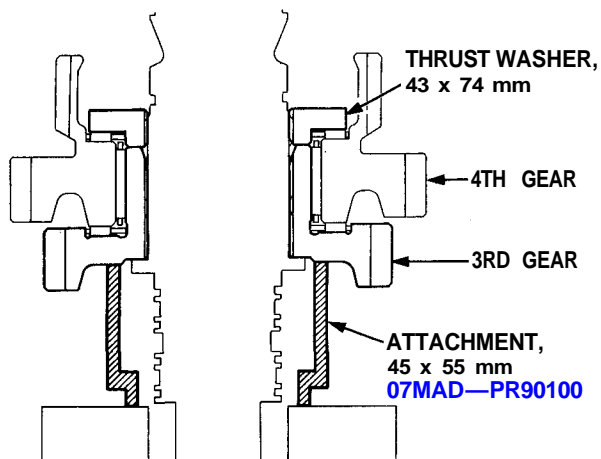
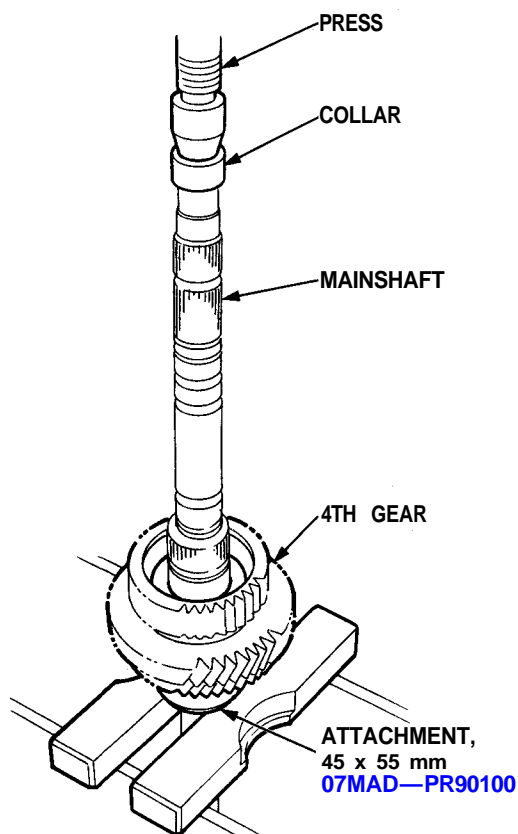




## Disassembly

1. Remove mainshaft 3rd gear, 4th gear and thrust washer, 43 x 74 mm from the mainshaft using the special tool and a press as shown.

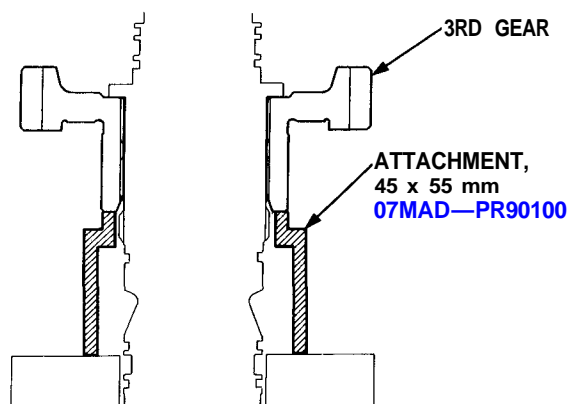
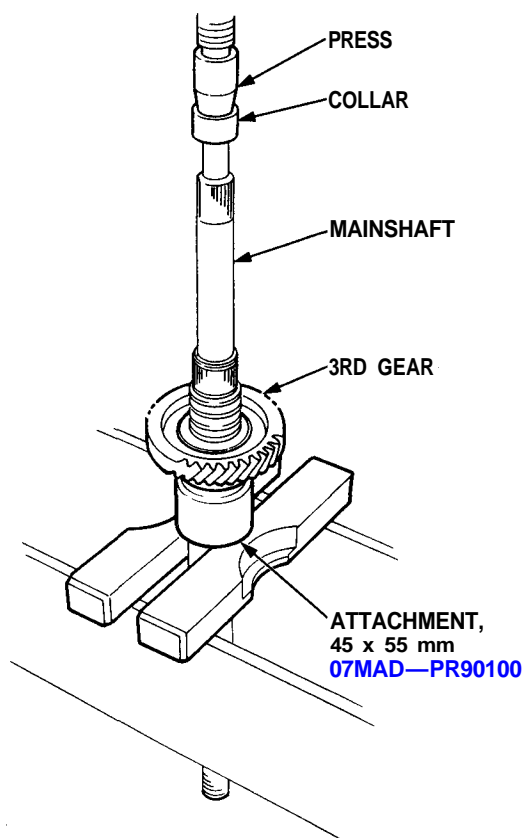


## Inspection

### NOTE:

- Inspect and adjust the thrust washer, 43 x 74 mm when disassembling the mainshaft assembly or replacing mainshaft 3rd gear and/or 1st/4th clutch assembly.
- Lubricate all parts with ATF during assembly.

1. Install mainshaft 3rd gear on the mainshaft using the special tool and a press as shown.



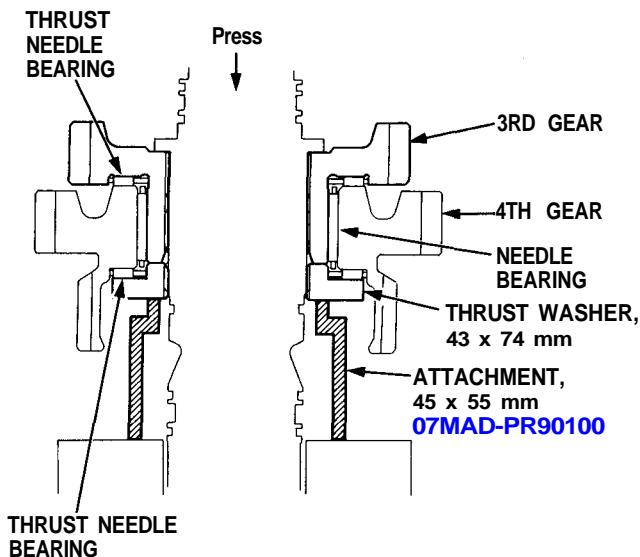
(cont'd)

# Mainshaft

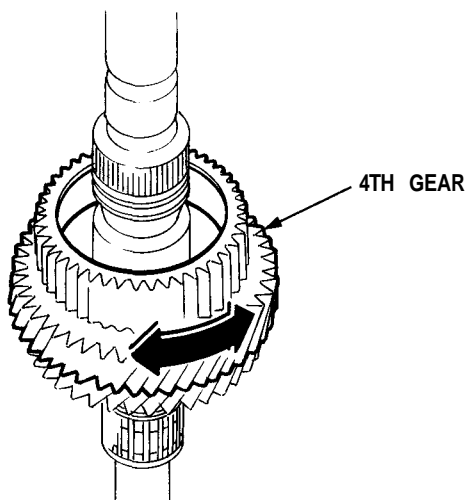
## Inspection (cont'd)

2. Assemble the thrust needle bearing, needle bearing and 4th gear, and install the thrust washer, 43 x 74 mm using the special tool and a press as shown.

NOTE: Replace the thrust washer, 43 x 74 mm, if it can be installed by pressing with your hand.



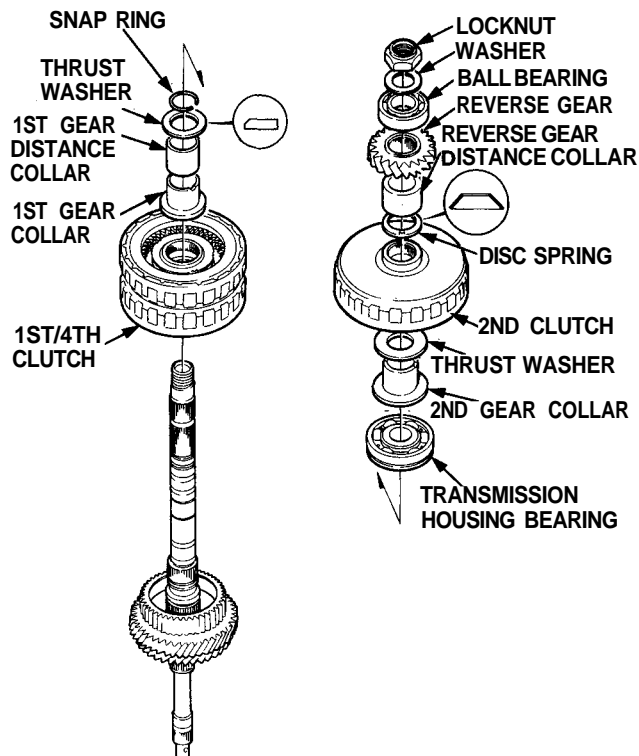
3. Spin mainshaft 4th gear by hand to check for clearance. The clearance is considered normal if it turns freely without binding.



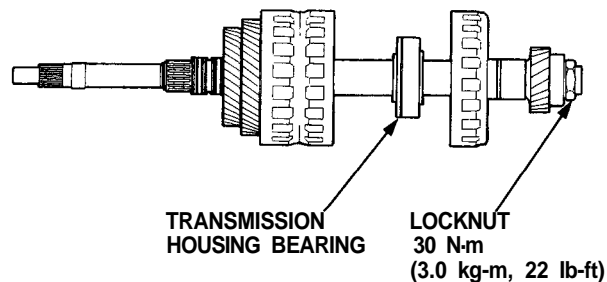
4. Remove the mainshaft bearing from the transmission housing (see page 14-154).

5. Assemble the parts below on the mainshaft.

NOTE: Do not assemble the O-rings and mainshaft 1st gear.



6. Torque the mainshaft lockout to 30 N-m (3.0 kg-m, 22 lb-ft).



7. Move the 1 st/4th clutch assembly to check the axial clearances.

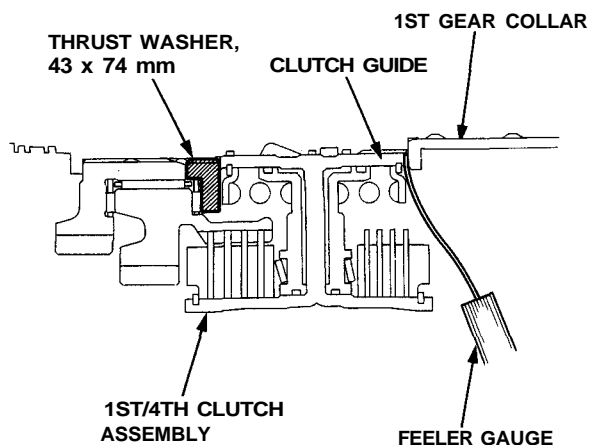
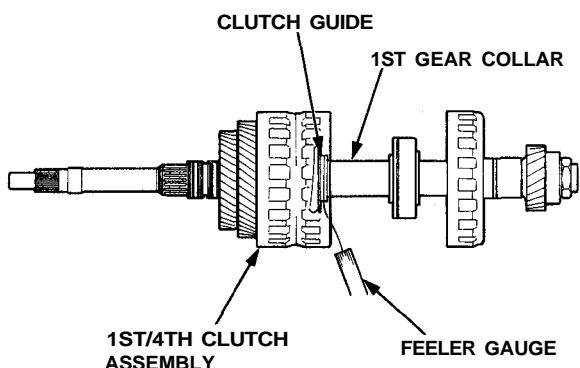


8. Measure the clearance between the 1st/4th clutch guide and 1st gear collar with a feeler gauge.

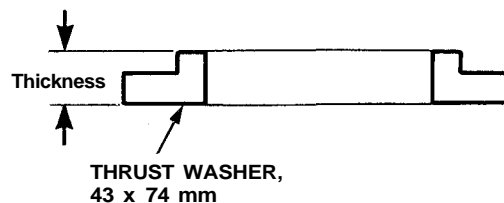
**STANDARD: 0–0.08 mm (0–0.003 in)**

**NOTE:**

- Take measurements in at least three places and take the average as the actual clearance.
- If the 0.08 mm (0.003 in) feeler gauge can be inserted, replace the thrust washer, 43 x 74 mm.



9. If the clearance is out of specification, remove the thrust washer, 43 x 74 mm, and measure the thickness.



10. Select and install a new thrust washer, 43 x 74 mm then recheck.

**THRUST WASHER, 43 x 74 mm**

No.	Part Number	Thickness mm (in)
1	90431-PY4-020	9.67–9.70 (0.381– 0.382)
2	90432-PY4-020	9.72–9.75 (0.383 – 0.384)
3	90433-PY4-020	9.77–9.80 (0.385 – 0.386)
4	90434-PY4-020	9.82–9.85 (0.387– 0.388)
5	90435-PY4-020	9.87–9.90 (0.389 – 0.390)
6	90436-PY4-020	9.92–9.95 (0.391– 0.392)
7	90437-PY4-020	9.97–10.00 (0.393– 0.394)